



VISTA

V I E W[®]

TAKE THE VIEW
WITH YOU



EVERYONE Should Have One

The VistaView was designed with the vision of addressing the overwhelming need that every eye doctor should have their own reliable, affordable, connected retinal camera without having to compromise on quality.

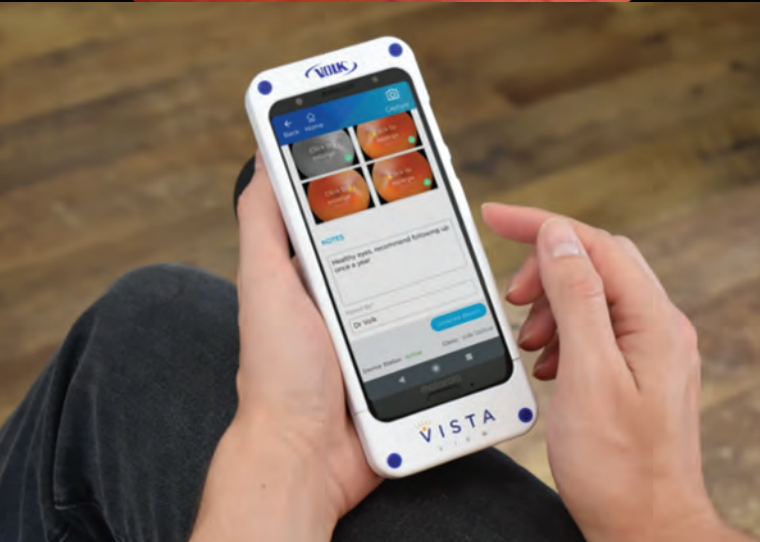
The VistaView integrates the power of Volk optics with the simplicity, portability, and affordability of smartphone technology, allowing everyone access and ownership of a quality portable, mydriatic retinal camera.





Do More. Pay Less.

Powered by Volk optics, **capture sharp, 55°** retina images with ease. The VistaView streamlines your patient data workflow, saving you time! Whether you are opening your first practice or adding portability to your existing imaging services, bypass the burden of heavy financing and rental agreements. Expand your reach by **owning your very own personal camera.**



Be Untethered. Stay Connected.

Take your VistaView anywhere! With its extremely light and ergonomic design that easily fits in your bag, you can take **exam room quality images anywhere** from waiting rooms to patient rounds to nursing homes and screening campaigns. Instantly generate reports with patient images and your notes on the spot. **Easily share reports and export DICOM** images for billing, consultations, and referrals on the go.



So Simple. Anyone Can Image.

We worked with you to make this device so obvious to use, you'll be up and imaging right out of the box. Anyone on your team can take high quality images in no time, without needing hours of demos, training, and learning - ideal for high staff turnover situations. The VistaView is also **perfect for busy residents**, who are always on the go.

One Device TO DO IT ALL



“A Complete IMAGING EXPERIENCE

From patient entry all the way through imaging, review, education, report generation, and data sharing, the VistaView will be your **all-in-one solution** - on the go.

Overall, I am very impressed with the VistaView. It is easy-to-use and the image quality is really good. One of the most impressive features about the camera is the red-free images, especially when I am seeing patients for diabetic retinopathy detection and monitoring retinal changes. This helps retina specialists review red-free images to quickly determine hemorrhages and detect exacerbations, cotton wool spots, microaneurysms, and many other vascular anomalies as well. The device lets you add detailed patient information and clinical notes in a consolidated app.”

- **Rishi Singh, MD** Retina Surgeon
Medical Director of Informatics, Cole Eye Institute, Cleveland Clinic, OH, USA



Patient
Entry

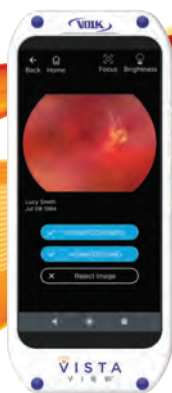
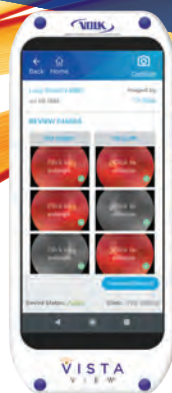


Image
Capture



Review &
Analysis



Patient
Education



Generate
Reports



Share
Data

Features INSPIRED BY YOU

Just Say the Word!

VOICE ACTIVATED CAPTURE FOR EASY IMAGING

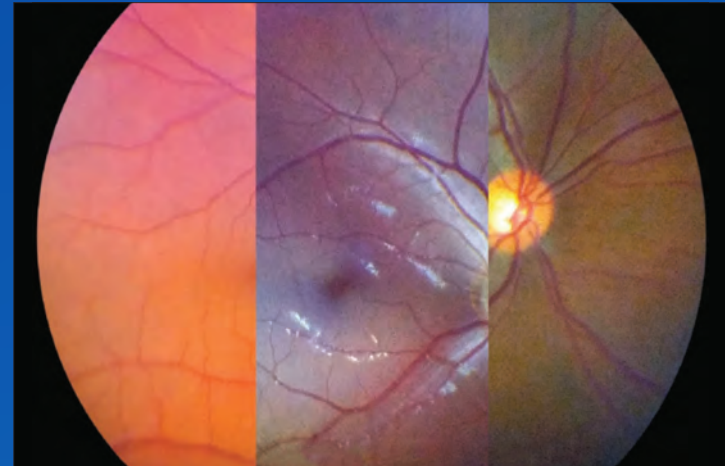
Introducing voice activated capture for scenarios where you need a little extra assistance such as imaging in ICUs. Quickly and easily capture images without lifting a finger, maximizing imaging stability to get the perfect picture.



Adjustable Illumination Levels

FOR ENHANCED PATIENT COMFORT

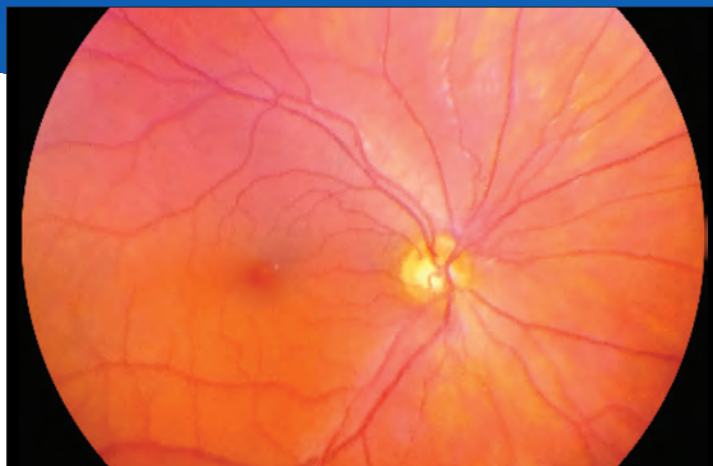
Successfully image patients from all populations, including darker retinas, while maintaining patient comfort with user-adjustable illumination levels. Ideal for accommodating photophobic patients.



Wide Field of View

FOR UNCOMPROMISED IMAGE QUALITY

VistaView offers you the widest field of view in its class, with 55° field of view in a single capture and even more with dynamic imaging.

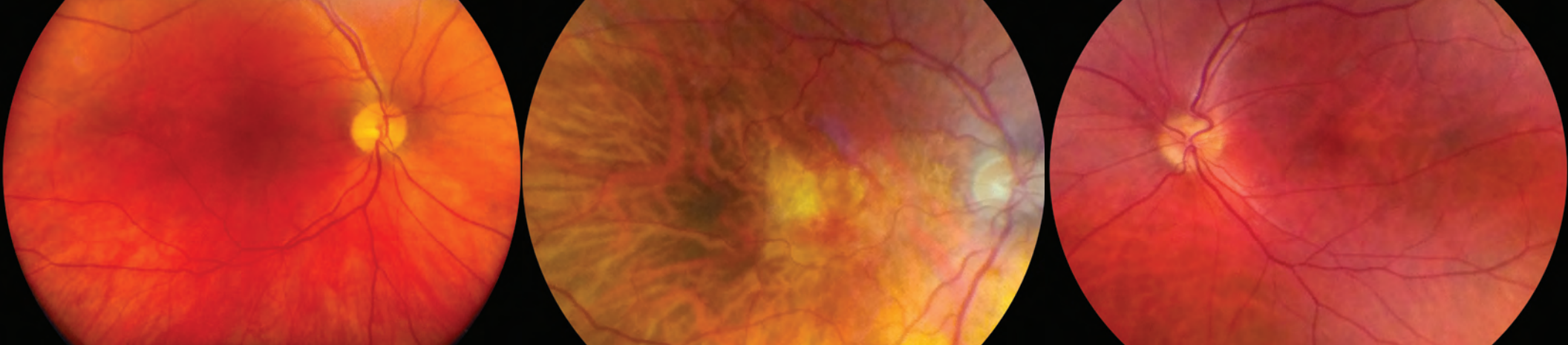


Instantly Generate Reports

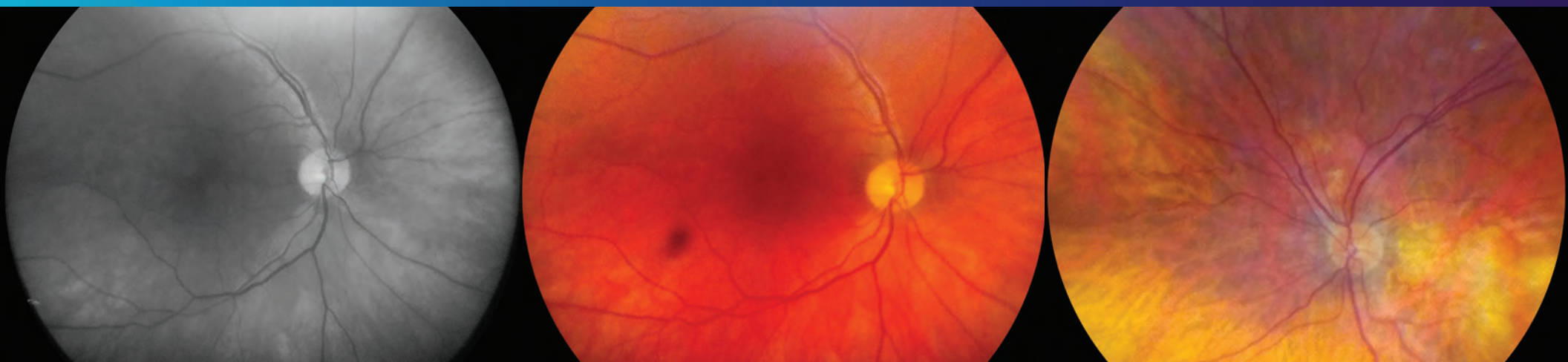
FOR BILLING, REFERRALS & EDUCATION

Add red-free filters, make notes on your findings, review patient history, and consolidate into a password protected report, ready to share anytime. A great tool for resident consultations, patient education, billing, & filing patient data.





SEE THE VIEW



SPECIFICATIONS

- Red-Free Filter
- Instant Report Generation with case notes
- Onboard patient data search & sorting
- DICOM File Export
- Mydriatic Fundus Camera



“Perfect FOR RESIDENTS

The VistaView is portable and so easy to carry anywhere; especially to cater to patients in nursing homes or those with disabilities that cannot sit at a slit lamp. The images are very clear and crisp and give you about 60° field of view. This is a great tool for residents as it allows them to use it wherever they are, in-house, in EMT situations day or night! Irrespective of the level of training, residents feel very confident in using this device, sending images to me that I can examine, monitor, and give an opinion instantaneously.”

- **K. V. Chalam, MD** Professor & Director of Retina
Loma Linda University School of Medicine, CA, USA