


horus
SCOPE



Otoscope

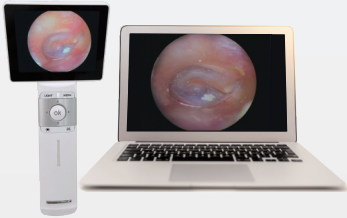
EOC 700

- Full Color Display
- Full HD Image —



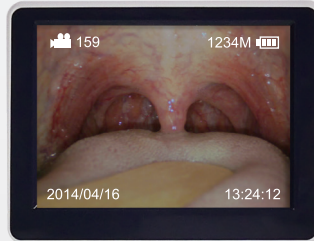
Tympanic Membrane & Throat Inspection

Dual inspection modes of tympanic membrane and throat provide the best diagnostic experience for the doctors.




UVC Mode

horus SCOPE® Otoscope supports UVC mode in dual screens with an external USB cable to connect the PC and laptop.



Video Mode

Video function enables the interaction well between the patients and the doctors.



Bright LED

For throat inspection, turn on the bright LED light for brilliant tissue visibility.



Emergency



Pediatrics



Ward round



Clinics



Telemedicine



Education



Veterinary

Model	horus SCOPE® - Otoscope EOC 700
Focus Type	Manual focus
Image Resolution	1920 x 1080 pixels
LCD Monitor	3.5" TFT-LCD
Image Format	JPEG (photograph) and H.264 (video)
Interface	Mini USB
File Transfer	Mini USB port to PC
File Storage	Memory card, supports 8GB to 32GB by FAT32 format
Power Source	Rechargeable lithium battery 3.6V/3350mAh The battery is in compliance with IEC 62133 2:2017
External Power	Source: 100~240 VAC, 50/60 Hz
Power Adapter Spec	Input spec.: 100~240 VAC, 50/60Hz, 0.2A Output spec.: 5V DC, 1.2A
Operating Time	3 hours
Charging Time	5 hours

