

INFINITE INTEGRATION



Designed for versatility in the operating room and clinic, LIGHTLas 532™ offers a comprehensive selection of combinations to address retinal and glaucoma diseases as your practice grows. With an array of pattern configurations to best suit your clinical needs, its dual and tri combo laser integration and unique slit lamp option also helps maximize control, improve safety, and enhance clinical outcomes.



Dual And Tri Combo Laser Integration

LIGHTLas 532 works with the LIGHTLas YAG™ and LIGHTLas SLT Deux™ to form a powerful and complete photocoagulator/photodisruptor/SLT workstation—all with vitreolysis.

TruLase™ Laser Indirect Ophthalmoscope (LIO) Compatibility

Integrated LIO provides unique controls of aperture size and spot positioning for enhanced, precise viewing.



Superior Slit Lamp Option

Recognized as one of the world’s finest slit lamp laser integration systems, the LIGHTMED™ system provides outstanding control, increased safety, and enhanced clinical flexibility.

- 50-1000 µm for continuous variable spot size control
- True parfocal delivery system provides superior energy distribution and clinical versatility
- Optical design and superior lenses allow a larger field of viewing and a precise, crystal-clear view of the retina
- Provides an unobstructed, variable working distance between objective lens and patient for improved comfort

Range Of Slit Lamp Delivery Adapters

Engineered with automatic recognition of delivery devices and treatment modes for simple selection and safer application, the LIGHTLas 532 includes an extensive range of slit lamp delivery adapters (SLAs) to fit most Zeiss-style, Haag-Streit-style (with clones), and LIGHTMED slit lamps.

Technical Specifications

Model	LIGHTLas 532™ Green Laser
Laser system	Diode Pump Solid State (DPSS) true CW and SP-Mode™
Safety classification	Class 4
Wavelength	532 nm (green)
Power output	50 mW – 2.0 W and 50 mW – 4.0 W (ENT optional)
Max power at cornea	2.0 W (Endo, LIO, and SLA at all spot sizes)
Pulse duration	0.01 – 3.0 seconds, and continuous
Pulse interval	0.01 – 3.0 seconds
Sub-threshold laser therapy (SP-Mode) settings	<ul style="list-style-type: none"><li>• Duration: 100 µs – 600 µs (in 50 µs increments)</li><li>• Duty cycle: 5% – 30% (in 2.5% increments)</li><li>• Period: 2000 µs</li></ul>
Aiming beam	Laser diode 635 - 650 nm (red), 0.1 – <1 mW
Safety classification	Class 2
Dimensions (laser console)	13 cm (H) x 36 cm (W) x 33 cm (D) 5.1 in (H) x 14.5 in (W) x 12.9 in (D)
Weight (laser console)	12 kg 26.4 lbs.
Power requirements	100 – 230 VAC, 50/60 Hz auto-ranging

Specifications are subject to change without notice. LIGHTMED™ devices are made strictly in accordance with the international laser safety regulations and standards: EN60601-1, EN60601-1-2, EN60601-2-22, IEC 60825-1 REV: DCA 60001

Optional Accessories

- Endoprobes (straight, curved, aspirating)
- TruSpot™ Slit Lamp Adaptor (SLA) for Haag-Streit (analogues)
- TruSpot Slit Lamp Adaptor (SLA) for LIGHTLas YAG™ and LIGHTLas SLT Deux™
- LIGHTMED-CSO SL 950/SL 980 (integrated slit lamp adaptor)
- TruLase™ integrated LIO
- Power control, wireless foot pedal
- Motorized and fixed safety filter for microscopes



PROVEN PERFORMANCE.  
INCOMPARABLE RELIABILITY.  
INFINITE INTEGRATION.

LIGHTLas 532™  
GREEN LASER PHOTOCOAGULATOR  
WITH SP-Mode™



## INCOMPARABLE RELIABILITY




With more than 20 years of proven dependability, the LIGHTLas 532™ is engineered to withstand daily usage with superior, extended performance.

## UNMATCHED SIMPLICITY



Efficiently designed to maximize workspace and optimize workflow, the LIGHTLas 532™ provides a convenient way to access both the patient and laser controls. The central display is just a glance away and functions with a simple touch.

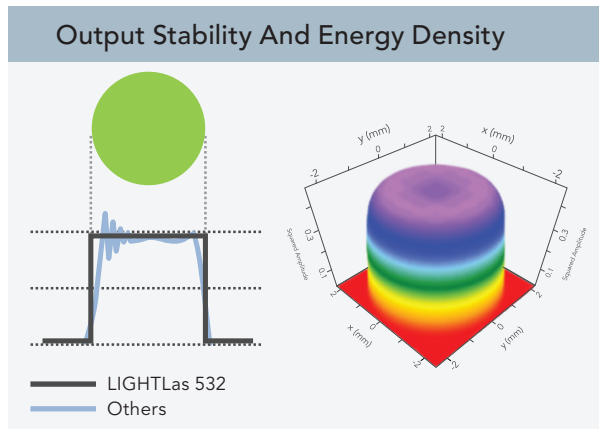
## NEXT-GENERATION OPTIONS



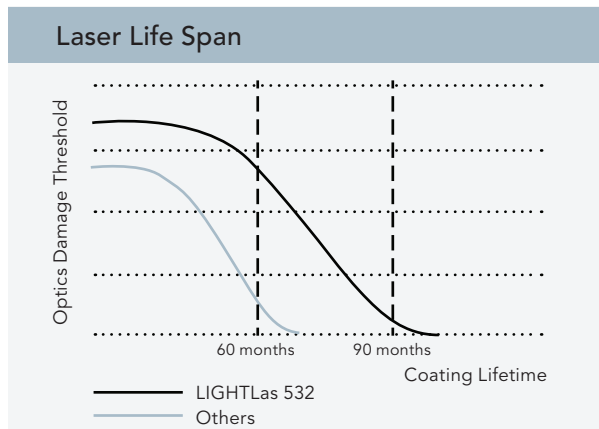
To help optimize patient outcomes, LIGHTLas 532™ can be used in traditional continuous wave or our exclusive next-generation SP-Mode™ (sub-threshold technology).

### Consistent Power

- **Laser Cavity Bonding:** Patented design with a 2.0 W or 4.0 W (optional) laser cavity assures exceptional life span and stability of the system
- **Instant Duty-Cycle Circularity:** This feature assures stable and uniform treatment profile for maximized clinical outcomes



- **Superior Laser Crystal Coating:** The advanced coating technology offers 10 times higher damage threshold than most conventional photocoagulators. This superior coating enables advanced energy stability over prolonged use



### Confident Performance

- **Continuous System Monitoring:** Innovative technology continuously measures and monitors the system to ensure optimal performance
- **Intuitive Messaging:** Provides immediate, user-friendly notification of an issue in the rare event that the system is not performing at optimal levels

### Premier Service

- **Best-In-Class Coverage:** Every LIGHTLas 532 comes with the reassurance of the industry-leading warranty from LIGHTMED™
- **Convenient Service:** Assure reduced product downtime with multiple service centers across the US for quick maintenance or in-office repair

“The LIGHTMED combination laser system has proven to be beneficial to all the doctors in our large practice who specialize in various ophthalmic sub-specialties. It's amazing how one console is able to meet the needs of anterior and posterior doctors. Not only is the laser great but the service LIGHTMED provides is impressive.”

Lawrence Woodard, MD; Atlanta, GA



### Portable Space-Saving Design

- **Small, Sleek Design:** Compact footprint provides additional workspace and can be easily integrated into any clinic or operating room workstation
- **Convenient And Portable:** Each LIGHTLas 532 is designed with a convenient carry handle and includes a portable carrying case

### Intuitive Touch Screen Technology

- **User-Friendly:** Easy-to-read 7" backlit LCD touch screen includes menus with simple selection and treatment settings



### Wireless Foot Pedal

- **Ergonomically Designed:** Foot pedal allows hands-free operation and uninterrupted procedures for increased visual focus
- **Easy Positioning:** A simple tap enables adjustment of treatment power settings quickly and easily

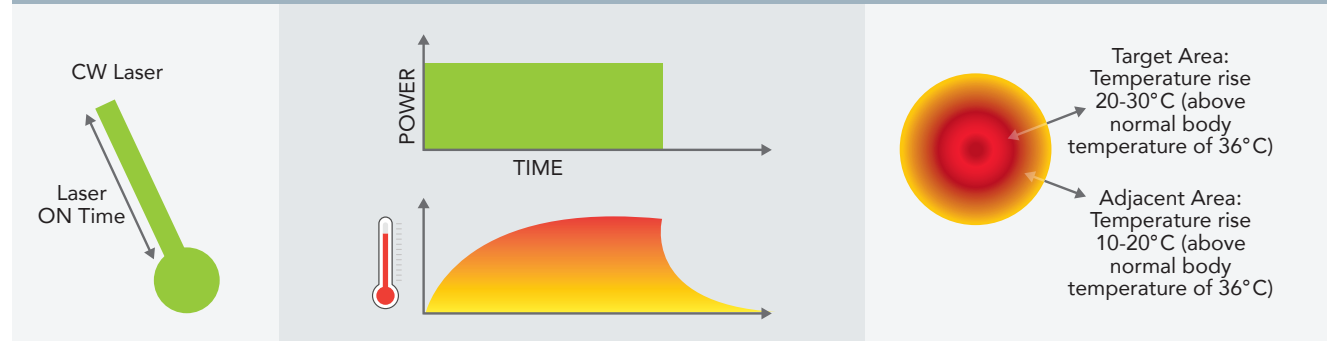


### Sub-Threshold (SP-Mode) Laser Therapy

The latest innovation in LIGHTMED™ laser therapy, SP-Mode offers a groundbreaking treatment approach to achieving optimal clinical outcomes. Ongoing studies show that physicians are now able to:

- Eliminate laser-induced thermal tissue damage and treatment side effects
- Deliver a broader range of treatment modalities
- Treat disorders at a much earlier stage
- Provide repeat treatment in retinal and glaucoma applications

#### Conventional Continuous Wave (CW) Treatment



#### Next-Generation Sub-Threshold (SP-Mode) Technology

