


OPERATION MICROSCOPES

GENERAL OPERATION MICROSCOPES





X-Y TRANSLATOR WITH RE-CENTERING

Horizontal fine adjustment of the microscope 45mm in all direction is possible with the motorized X-Y Translator with automatic re-centering.



ONE TOUCH BULB CHANGING SYSTEM

Our new one touch bulb replacement system permits the change of the bulbs without any inconvenient by sliding the fiber cable port to the other side easily.


AUTOMATIC ZOOM SYSTEM RATIO 1:6

According to the demands of the surgeon, we have finally developed an automatic zoom system. From 5X to 30X we supply a focused clear sharp image same as other operation microscopes.



FULL-FUNCTION FOOT SWITCH

Special designed Full-function footswitch allows the surgeon without hands over almost all functions, zoom magnifications, X-Y translator device, illumination switch etc.




L-0980A AUTOMATIC ZOOM OPERATION MICROSCOPE WITH X-Y DEVICE

2 STEPS VOLTAGE SELECTOR:


We have developed a new voltage selector system with 2 steps selector, so this will be available for unstable voltages.

- 100V - 120V AC
- 200V - 240V AC




SPECIAL COUPLING

BY using this special coupling, ENT, Plastic, Microendodontics or any other surgeries will be available.




L-0980M MANUAL ZOOM OPERATION MICROSCOPE



UP/DOWN FOOT SWITCH



L-0990 OPERATION MICROSCOPE



L-0970 MULTI-OPERATION MICROSCOPE

SPECIAL COUPLING


BY using this special coupling, ENT, Plastic, Microendodontics or any other surgeries will be available.



L-0940 SD ZOOM PORTABLE MICROSCOPE


General Purpose

By removing the 45° Inclined Adapter, it can be used for ENT, plastic, Microendodontics or any other surgeries.



**L-0548
45° INCLINED ADAPTER**

Convenient Portable Hard Case



K-1422 (OPTION)



L-0940SD + K-1422

OPTIONAL ACCESSORIES

A RICH VARIETY OF OPTIONAL ACCESSORIES FURTHER EXTENDS FUNCTIONAL ABILITY

Any kinds of surgical situation can be satisfied by combining the necessary parts selected from a wide array of optional accessories. With appropriate adaptors, image recording and/or monitoring on a TV screen through a still or video camera is also possible.
(ref.G-II series)



L-0966
COUPLING




L-0965
OBLIQUE ILLUMINATOR



L-0967
ASSISTANT BINOCULAR
MICROSCOPE



L-0542-C
ASSISTANT BINOCULAR MICROSCOPE




L-0541
BEAM SPLITTER DEVICE

L-0544 (f=100mm)
L-0554 (f=70mm)
TV CAMERA ADAPTER



This is designed to be mounted with any kinds of accessory, especially L-0568 Inami CCD Camera device with L-0541 Beam splitter and L-0544/ L-0554TV Camera adaptor



L-0568
CCD CAMERA

SPECIFICATION OF OPERATION MICROSCOPES

Model:	L-0980A	L-0980M	L-0990	L-0970
●MICROSCOPE	ZS-6-AD	ZS-6	MS-43-CRY	MS-43-CRY
Type:	Galilean-Type Binocular Microscope		Galilean-Type Binocular Microscope	
Magnification Changer:	Continuous Zoom by drum rotation		5 Steps by drum rotation	
Eyepieces:	12.5X wide field	12.5X wide field	12.5X wide field	12.5X wide field
Total Magnifications:	5X~30X	5X~30X	4X,6X,10X,16X,25X	4X,6X,10X,16X,25X
Field of View:	φ49~9mm	φ49~9mm	φ51~8mm	φ51~8mm
Pupillary Adjustment:	50~75mm	50~75mm	50~75mm	50~75mm
Focus Distance:	F=175mm	F=175mm	F=175mm	F=250mm
DiopterAdjustment:	-6D~+5D	-6D~+5D	-6D~+5D	-6D~+5D
●ILLUMINATION				
Filters:	Cobalt,Blue,Heat Absorption, 1/2ND filter			
Light Source:	15V/150W Halogen Bulb(L0960H1)with cold mirror filter equipped			
Brightness(max):	135,000Lux(φ6)	110,000Lux(φ6)	110,000Lux(φ6)	110,000Lux(φ6)
Coaxial illumination field:	φ50mm	φ50mm	φ50mm	φ50mm
●VERTICAL FINE CONTROL				
Model:	Electric type, using a motor			
Adjustment of focus:	40mm			
Focusing speed:	1.3mm/sec.			
Microscope inclination:	0°~30°	0°~30°	0°~30°	0°~90°
●FOOT SWITCH				
Model:	Floor placement type, stepping type			
Weight:	4kg	1.3kg	1.3kg	1.3kg

Model:	L-0940SD
●MICROSCOPE	ZS-3-OP
Type:	Galilean-Type Binocular Microscope
Magnification Changer:	Continuous Zoom by drum rotation
Eyepieces:	15X
Total Magnifications:	6X~18X
Field of View:	φ35~10mm
Pupillary Adjustment:	50~75mm
Focus Distance:	F=175mm
DiopterAdjustment:	±6D
●ILLUMINATION	
Filters:	Cobalt,Blue,Heat Absorption, 1/2ND filter
Light Source:	21V/150W Halogen Bulb(L0940H1)with cold mirror filter equipped
Brightness(max):	80,000Lux(φ6)
Coaxial illumination field:	φ40mm
●VERTICAL FINE CONTROL	
Model:	Manual type, using fingertips
Adjustment of focus:	30mm
Focusing speed:	—
Microscope inclination:	0°~90°
●FOOT SWITCH	
Model:	—
Weight:	—

“A Passion for a Nice View”

● Specifications subject to change without prior notice.



Certified Management System
DIN EN ISO 9001:2000
JIS Q 9001:2000
EN ISO 13485:2000
ISO 13485:2003

